

# LED dimmable drivers



Dimming is made easy with our LED Dimmable Driver series. These products will allow you to find just the right amount of light based on the time of day your lighting fixtures are being used.



**Model**

**BT06DIMLED-IC**

6 W dimmable LED hardwire driver

**IC**  
RATED

**BT12DIMLED-IC**

12 W dimmable LED hardwire driver

**IC**  
RATED

**BT24DIMLED-IC**

24 W dimmable LED hardwire driver

**IC**  
RATED

**BT36DIMLED**

36 W dimmable LED hardwire driver

**BT48DIMLED**

48W dimmable LED hardwire driver

**Specifications**

Constant voltage mode power supply  
AC-dimming supply (with TRIAC or ELV dimmer)

Protection: short circuit / Over voltage  
Integrated junction box for hard wire installation

Fully isolated metal case - Cooling by air convection

2 years warranty

ETL certification

Optimal dimming when used at 50% or more of total load

Input voltage: 100VAC-230VAC, 50/60Hz

Output voltage: 12V DC

Load Range: 50% to 100%

Operating temperature: -30°C to 45°C

**Finish**

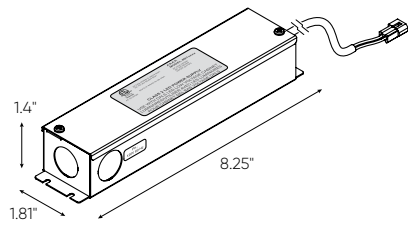
**GR** Grey

**Order example**

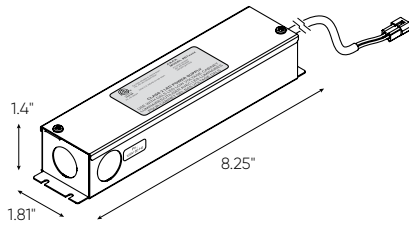
**BT06DIMLED-IC**

6W dimmable LED hardwire driver

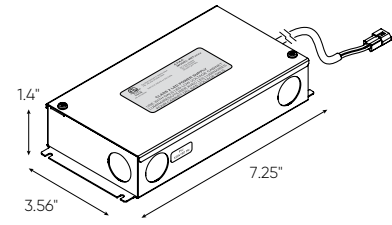
**BT06DIMLED-IC**



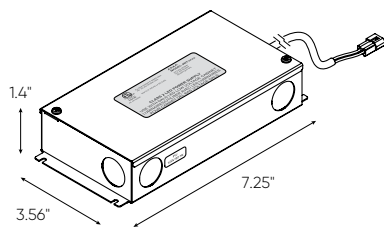
**BT12DIMLED-IC**



**BT24DIMLED-IC**



**BT36DIMLED**



**BT48DIMLED**

